

RG 8/U Type

Product Construction:

Conductors:

- Copper per ASTM B-3

Insulation/Core:

- Solid and cellular polyethylene designs

Shield:

- Tinned or bare copper braid
- Flexfoil® shield

Jacket:









- Premium PVC compound
- Premium fluoropolymer compound thermoplastic elastomer (TPE)

Packaging:

- Please contact Customer Service for packaging and color options

Applications:

- Suitable for RF signal transmission
- Broadcast
- See Coax Connector Cross Reference, pages 185-192

CATALOG NUMBER	AWG SIZE NOM. DCR	INSULATION MATERIAL		SHIELD COVERAGE NOM SHLD DCR	NOMINAL O.D.		NOMINAL CAPACITANCE		VELOCITY OF PROPAGATION, %	NOMINAL IMPEDANCE, Ω	NOMINAL ATTENUATION	
		INCHES	mm		INCHES	mm	pF/ft	pF/m			MHz	dB/100'
C1108 RG 8/U Mini Type UL CL2, CM CSA CMG 1354 	16 Ga. (19/28) Bare Copper 4.2 Ω/Mft.	Foam PE		95% Bare Copper Braid 3.3 Ω/Mft.	Black PVC		25.30	83.01	80	50	1	0.26
		0.155	3.94		0.242	6.15					10	0.98
395053 RG 8/U Mini Type UL CM c(UL) 1354 	16 Ga. (19/011721) Bare Copper 4.2 Ω/Mft.	Foam PE		95% Bare Copper Braid 3.23 Ω/Mft.	Flame-Retardant PVC		25.00	82.00	82	50	1	0.25
		0.285	7.24		0.242	6.15					5	0.81
C1154 RG 8/U Type JAN-C-17A TYPE 1354 	13 Ga. (7/21) Bare Copper 1.9 Ω/Mft.	Solid PE		95% Bare Copper Braid 1.2 Ω/Mft.	Black PVC		29.50	96.79	66	52	1	0.16
		0.285	7.24		0.405	10.29					10	0.56
C1198 RG 8/U Type 1354 	11 Ga. (19/24) Bare Copper 1.9 Ω/Mft.	Foam PE		95% Bare Copper Braid 1.1 Ω/Mft.	Black PVC		26.00	85.31	78	50	1	0.17
		0.285	7.24		0.405	10.29					10	0.57
C1197 RG 8/U Type CSA(US) CM CSA CM 1354 	11 Ga. (7/19) Bare Copper 1.2 Ω/Mft.	Foam PE		97% Bare Copper Braid 1.1 Ω/Mft.	Black PVC		26.00	85.31	78	50	1	0.17
		0.285	7.24		0.405	10.29					10	0.57
C1180 RG 8/U Type 	9½ Ga. Solid Bare Copper 0.90 Ω/Mft.	Semi-Solid PE		100% Flexfoil® Bonded +88% Tinned Copper Braid 1.8 Ω/Mft.	Black PVC		24.60	80.71	84	50	1	0.13
		0.285	7.24		0.405	10.29					10	0.40
395009 RG 8/U Type UL CMG c(UL) 	10 Ga. Solid Bare Copper 0.9 Ω/Mft.	Foam PE		Bonded Dual 100% Flexfoil® +95% Tinned Copper Braid Shield 1.1 Ω/Mft.	Flame-Retardant PVC		24.50	80.35	83	50	1	0.14
		0.285	7.24		0.405	10.29					10	0.44
395062 RG 8/U Type 1354 	11 Ga. (7/19) Bare Copper 1.2 Ω/Mft.	Foam PE		Bonded Dual 100% Flexfoil® +95% Tinned Copper Braid Shield 1.1 Ω/Mft.	TPE		24.50	80.35	83	50	1	0.16
		0.285	7.24		0.405	10.29					10	0.46



RG 8/U Type

Product Construction:

Conductors:

- Copper per ASTM B-3

Insulation/Core:

- Solid and foam polyethylene (PE) designs
- Foam fluoropolymer (FEP) design

Shield:

- Tinned or bare copper braid
- Flexfoil® shield

Jacket:





- Premium PVC compound
- Premium fluoropolymer (FEP) compound
- Premium polyethylene (PE) compound

Packaging:

- Please contact Customer Service for packaging and color options

Applications:

- Suitable for RF signal transmission
- Broadcast
- See Coax Connector Cross Reference, pages 185-192

CATALOG NUMBER	AWG SIZE NOM. DCR	INSULATION MATERIAL		SHIELD COVERAGE NOM SHLD DCR	NOMINAL O.D.		NOMINAL CAPACITANCE		VELOCITY OF PROPAGATION, %	NOMINAL IMPEDANCE, Ω	NOMINAL ATTENUATION	
		INCHES	mm		INCHES	mm	pF/ft	pF/m			MHz	dB/100'
395059 RG 8/U Type UL CM c(UL) 1354 	11 Ga. (7/19) Bare Copper 1.2 Ω/Mft.	Foam PE		97% Bare Copper Braid 1.1 Ω/Mft.	Flame-Retardant PVC		26.00	85.28	78	50	1	0.13
		0.285	7.24		0.405	10.29					10	0.45
395159 RG 8/U Type OUTDOOR RATED TRIAD 	11 Ga. (7/19) Bare Copper 1.2 Ω/Mft.	Foam PE		Inner: 96% Bare Copper Braid 1.32 Ω/Mft. Outer: 96% Bare Copper Braid 1.31 Ω/Mft.	Inner: PE		26.00	85.28	78	50	1	0.13
		0.285	7.24		0.365	9.27					10	0.45
					Outer: PE						50	1.03
		0.408	12.19		100	1.48						
395022 RG 8/U Type JAN-C-17A UL CMX c(UL) 1354 	13 Ga. Bare Copper 1.74 Ω/Mft.	Solid PE		97% Bare Copper Braid 1.2 Ω/Mft.	Non- Contaminating PVC		28.50	93.48	66	50	1	0.16
		0.285	7.24		0.405	10.29					10	0.58
					100	1.81						
		200	2.68									
495029 RG 8/U Type UL CMP c(UL) 	10 Ga. Solid Bare Copper 0.9 Ω/Mft.	Fluoropolymer		Dual Flexfoil® 90% Tinned Copper Braid 1.6 Ω/Mft.	PVDF		24.20	79.38	84	50	1	0.13
		0.285	7.24		0.355	9.02					10	0.42
					50	0.98						
		100	1.42									
200	2.11											
400	3.18											
1000	5.67											
2000	9.01											
4000	14.76											

RG 8/U Type Thicknet/Trunk Cable

50 Ohm IEEE 802.3 and ISO/IEC 8802.3 10 Base 5 LAN and Computer Cables

Product Construction:

Conductors:

- Copper per ASTM B-3

Insulation/Core:

- Foam polyethylene (PE) design
- Foam fluoropolymer (FEP) design

Shield:

- Tinned copper braid
- Flexfoil® shield

Jacket:



- Premium PVC compound
- Premium fluoropolymer (FEP) compound

Packaging:

- Please contact Customer Service for packaging and color options

Applications:

- LAN & data transmission computer cables
- Thicknet/trunk cable – IEEE 802.3 and ISO/IEC 8802.3 10 base 5 LAN computer cables
- See Coax Connector Cross Reference, pages 185-192

CATALOG NUMBER	AWG SIZE NOM. DCR	INSULATION MATERIAL		SHIELD COVERAGE NOM SHLD DCR	NOMINAL O.D.		NOMINAL CAPACITANCE		VELOCITY OF PROPAGATION, %	NOMINAL IMPEDANCE, Ω	NOMINAL ATTENUATION	
		INCHES	mm		INCHES	mm	pF/ft	pF/m			MHz	dB/100'
397001 RG 8/U Type THICKNET DEC 17-000451-00 UL CM c(UL) 	12 Ga. Solid Bare Copper 1.42 Ω/Mft.	Foam PE		Quad Shield Dual Flexfoil® 94% Tinned Copper Braid + Dual Flexfoil® 94% Tinned Copper Braid 1.52 Ω/Mft.	Yellow Flame-Retardant PVC		26.00	85.30	78	50	1	0.17
		0.245	6.22		0.405	10.29					5	0.37
497001 RG 8/U Type THICKNET DEC 17-000324-00 UL CMP c(UL) 	12 Ga. Solid Bare Copper 1.42 Ω/Mft.	Fluoropolymer		Quad Shield Dual Flexfoil® 94% Tinned Copper Braid + Dual Flexfoil® 94% Tinned Copper Braid 1.52 Ω/Mft.	Orange PVDF		25.00	82.00	84	50	1	0.16
		0.245	6.22		0.375	9.53					5	0.35
											10	0.51
											50	1.19
											100	1.75
											200	2.61
											400	3.97
											700	5.65
											900	6.67
											1000	7.14